

# ***Far North Coast Bromeliad Study Group N.S.W.***

Study Group meets the third Thursday of each month

Next meeting July 18th 2019 at 11 a.m.

Venue: PineGrove Bromeliad Nursery  
114 Pine Street Wardell 2477  
Phone (02) 6683 4188

Discussion: June 2019

General Discussion

## **Editorial Team:**


Ross Little

Helen Clewett

Drew Maywald

Michelle Hartwell

[pinegrovebromeliads@bigpond.com](mailto:pinegrovebromeliads@bigpond.com)



Statements and opinions expressed in articles are those of the authors and are not necessarily endorsed by the Group.  
Articles appearing in this News Letter may be used in other Publications provided that the source is credited.

## **Meeting 16th May 2019**

The meeting was opened at approximately 11.00 am  
The 15 members present were welcomed.  
A total of three apologies were received.

## **General Business**

Ross opened the meeting with a warm welcome to all 15 participants.

We reviewed the pots of *Aechmea recurvata* seeds harvested at a previous meeting this year with each participant showing good success. Ross reminded everyone not to let the pots stay too wet as discussed last month being cautious of damping off.

We discussed a proposal by Ross that we refrain from entering plants in our Group's competitions that are under formula only. It was suggested with agreement from other members of the Group, that to support the BSI our competition rules should be to encourage registration of plants, no name entry. The Group generally supported Ross's proposal. It's a tough stand but we are here to learn about everything Bromeliad and if some members of our Group wish to try their hand at hybridizing we want to see them being responsible in their efforts.

Ross explained that anyone can register a plant (it only takes a few minutes to complete on-line), however if you are going to register a plant from a hybridiser who has not registered his/her plant, you need to go back to the hybridiser to get the date bred and parental details of the plant. When you register a plant from a hybridiser, your name and the hybridiser's name will be on the registration. A hybrid registered on the BCR named by a person other than the hybridiser is highlighted with an asterix (\*).

We were reminded that all cultivars and hybrids etc, are listed on the Bromeliad Cultivar Registry (BCR) while species are listed on Florida Council of Bromeliad Societies (FCBS). FCBS is a Bromeliad photo index only not a registry, so don't expect every photo to be of correct identification, you must still do further re-research if in doubt. Best site for species identification is:  
Encyclopedia of Bromeliads <http://encyclopedia.florapix.nl/>

Discussion was held about the use of hyphens in plant names. For example, *Tillandsia jalisco-monticola* has also been written as *Tillandsia jaliscomonticola*. The trend is towards leaving out the hyphen. It is up to you whether you include the hyphen in your plant names or not.

John Crawford proposed that we start up a new competition entry for cut flowers, where we vote on the individual flowers not the plant. John stated that it is impractical to bring large Bromeliads to the meeting to enter in competitions, so a cut flower competition would be a way to overcome that. It was moved by Drew and seconded by Kay "that we create a new competition for cut Bromeliad flowers". The motion was carried. Drew volunteered to draw up some rules for the competition for discussion and acceptance at the next meeting.

### **Proposed Cut Flower Competition Rules:**

- Flowers are to be from Bromeliads only.
- No glass containers to be used to exhibit a cut flower e.g. use plastic bottles.
- One single flower stem per container.
- Members choice judging to be on the flower only not on the plant it was taken from.
- Cut flower entrants will not be included in the Judges' Choice voting which is for plants only.
- Members can submit more than one entry per month.

### **Show, Tell and Ask!**

**John Crawford** brought in a plant which he had named as a *Neoregelia* with a multi-head for identification. It was agreed that the plant wasn't a *Neoregelia* but was *Niduregelia* 'Something Special' hence the multi faceted inflorescence.

John brought in a *Tillandsia* for identification but no one knew what it was without an inflorescence. He has been referring to it as his *Tillandsia* 'Bougainvillea', because he found it as a seedling growing on his bougainvillea. He was advised to keep it in his collection and not enter it into competitions under this name. In the future when it flowers hopefully a proper identification can be arrived at.

John explained to the Group about an article he had read of *Tillandsias* being removed from high voltage power lines:  
"A helicopter with a large platform on the side and a probiscus in the front. The helicopter flies up to the power lines and touches them with the probiscus to remove the static electricity and then flies around to position the platform alongside the power lines. A person, with special shoes with C shaped metal soles, then steps off the platform onto two of the power lines and then shuffles along the lines to cut the *Tillandsias* off the power lines with his special shoes".  
After a few gasps of shock and a couple of humorous comments it was agreed this is not a job for the faint hearted or any one afraid of heights.

John's final plant was a flowering *Tillandsia araujei* which he had on a Western Australian banksia seed pod. This plant comes from Rio de Janeiro, Brazil where it grows on trees and rocks from 500m to 3,000m altitude, it can grow up to a metre long with multiple heads of 6 to 10 flowers. As an aside, John explained that the dust from the W.A. banksia seed pods is very dangerous as it may cause cancer if inhaled.

Ross showed the group how to harvest seeds from Neoregelias. He explained for the prospective hybridisers that you need to closely observe your plants and learn which are self pollinators and those that are not. If a plant is a known self pollinator it is important to emasculate the flowers, remove the stamens/anthers before the pollen sacks open to be sure only the pollen you want trapped on the stigma does the job not the plants own pollen. Often if it is a self-pollinator the inflorescence which looks like a pin cushion in the centre of a Neoregelia will be full of plump seed pods. The seed pods, if ripe and ready, will be easy to pull out and the seeds can be squeezed out from the swollen bottom of the seed pod, washed and planted as described in p.4 of the FNCBSG April 2019 Newsletter. In those notes seeds from *Aechmea recurvata* were harvested and planted and germinated successfully.


The Group was shown the difference between Neoregelias that had ripe seed pods and those that didn't. Generally, if the pin cushions pods are fat they will be full of seeds. The seed pods from Neoregelias with no seeds will be hard to pull out of the pin cushion. Members of the Group then harvested seeds from several Neoregelias, these seeds were shared with members to propagate. Remember it is important when harvesting seed pods from a number of plants to keep them separate and labeled. One of the plants from which seeds were harvested was *Neoregelia* 'Gold Fever' and the group were advised that many Neoregelias were called 'Gold Fever' in error as they looked similar when in fact they aren't. It is important to correctly identify each parent for your records.

The Group were also told when pollinating plants, that pollen from one plant should only be added to another plant at a time, the brush, cotton bud, leaf tip etc. used for the pollination should be washed or discarded before pollinating the next plant. If this is not done there is a high chance that you will have no idea which pollen has pollinated which plant. A dirty brush can tell a lot of lies.

There are no hard and fast rules about which plants can be pollinated (crossed) with the pollen from another plant except that you usually look at plants that have different characteristics. For example, a spotted plant maybe pollinated with pollen from a variegated plant.

In case foreign pollen has corrupted your pollination attempts which can cause variation between seed in individual seed pods in the Neoregelia pin cushion, it is best to separate each seed pod and plant them in separate trays. Sow one seed pod per tray, this will help to 'weed out' any plants that germinate that are not true to form. In the case of using two hybrids as parents the introduction of foreign pollen will be less noticeable than species cross species.

During cold weather it will take longer for the seeds to germinate as they usually germinate quicker around 24°. To keep the seed trays warm they can be put on an electric pet blanket, or on top of a fish tank with heated water in it, under lights or in a north facing window.



A Neoregelia inflorescence 'pin cushion' post floral.

3 pods plump with seed, one is sterile, no seed.

Seed squeezed from the plump seed pods.




Ross showed the group a *Wallisia* 'Josee' in flower which had multiple (4) flower paddles. From the BCR: A spotted clone with a consistently branched (1 to 6 branches) inflorescence originally discovered in 1995 as a single plant growing in a bed of *T. cyanea* (now *Wallisia*) cultivated at Ven Der Velden BV nursery, Sint, Oedenrode, Netherlands. Subsequently developed and tissue cultured by the owners in 2003 and later patented in 2007.



Sue Mackay-Davidson brought in *Tillandsia* 'Moonlight' seeds which had come from a plant she had bought at Bunnings in Nerang. This plant had dropped a large number of seeds that Sue then wrapped in synthetic fly screen net to get them to germinate which has been quite successful. Well done Sue.

Photos by Sue Mackay-Davidson



Steve and Sue brought in a *Billbergia* for identification, after much discussion it was agreed that they would have to wait until it flowers WTiF for a positive identification.

## OH Those Formula Names!

by Herb Plever

Reprinted from: **BROMELIANA** The New York Bromeliad Society Vol.56 No.4, April 2019

I seem to be the only one carping about the continued, widespread admission to BSI shows of plants with only formula names. (Derek Butcher has all but given up the fight in disgust.) It is not merely that this practice is in violation of international rules to which the BSI is bound. I don't know whether the Show Classification Committees don't understand the issue, or if they are just **cowed** by local hybridizers and the same goes for all the Directors and Officers of the BSI. They have the responsibility of mandating that plants with formula names be **denied** entry to BSI shows, and so far they have avoided acting on this issue.

I will risk giving yet another explanation of what should be a simple issue. A formula name is properly only used to identify a grex, i.e. an entire batch of seedlings resulting from a cross of two plants. And in every grex, many seedlings are vastly different from each other. Therefore no individual plant should have a formula name. If it is worthy of being selected out and grown on (by tissue culture or otherwise), it should be given a name and registered with the BCR.



*Neo.* 'Grace's Avalanche' x *Neo.* *smithii*

If a hybridizer sells plants by formula name, he or she will definitely be misleading brom buyers who might think all versions of the plant they see will look the same - when that is clearly untrue. It is up to smart buyers to end this shoddy practice by buying only named (and preferably also registered) cultivars.



*Neo.* 'Grace's Avalanche' x *Neo.* *smithii*

Take a look at the photos of three plants on this page with the same formula name: *Neoregelia* 'Grace's Avalanche' x *N. smithii*. (They were taken from the May, 2018 issue of 'Bromeliad', Journal of the Bromeliad Society of New Zealand which had the simple comment: "Diversity...three different looking plants from the same cross.") I might add that undoubtedly there were many more than three different looking plants in that grex.



*Neo.* 'Grace's Avalanche' x *Neo.* *smithii*

You can see just by looking at the photos that each plant should have been given its own individual name. Yet Show Classification is generally so lax that it is possible all three could be entered in the show with the same formula name.





*Aechmea* 'Roberto Menescal'  
equal 1st Open John Crawford



*Billbergia* 'Poquito Mas'  
equal 1st Open Coral McAteer



*Androlepis skinneri* Judges Choice Drew Maywald



'C'est Brom C'est Bon'  
1st Decorative Drew Maywald



*Vriesea* 'Crimson Bling' (unreg.)  
1st Novice Michelle Hartwell



*Tillandsia caerulea*  
1st Tillandsioidea  
Sue Mackay-Davidson



*Tillandsia punctulata*  
shown by John Crawford



*Guzmania wittmackii*  
shown by Dave Boudier





*Vriesea* 'Byron Perfection' (unreg.)  
shown by Steve Davidson



*Vriesea* 'Broadway'  
shown by Sue Mackay-Davidson



'Neo Gift - It's a Boy'  
shown by John Crawford



*Tillandsia araujei*  
shown and photos by  
John Crawford



*Neoregelia* 'Perfection'  
shown by Keryn Simpson



'Autumn Crypts'  
shown by Helen Clewett



'Happy Mothers Day'  
from Keryn Simpson



'Tribute to Past Mothers - HMD'  
from Dave Boudier



*Tillandsia* 'Califano'  
shown by Dave Boudier



*Tillandsia gardneri* var. *rupicola*  
shown by Gary McAteer



## Create Your Own Bromeliad Collection Register

by Drew Maywald 2019


My small collection of Bromeliads is steadily growing, so to make it easier for me to keep a record of what plants I have, I decided to set up a Bromeliad register. The register is in the form of an Excel spreadsheet (or you could use Google sheets) and contains two workbooks.

The first work book is a list of all the Bromeliads as I acquire them as shown in the illustration below.

Number	Botanical Name	Common or Other Name	Source	Buy Date	Cost	Pup Date	Position	Total Broms	Indiv Broms
					\$1,700.00				
DM07	Neoregelia	Spotted Dick	JC	20-Oct-18	\$10.00		B1	1	1
DM07	Neoregelia	Spotted Dick				29-Oct-18	B2	1	0
DM08	Neoregelia	Zoe	JC	20-Oct-18	\$8.00		B2	1	1

I have given each Bromeliad an individual number, recorded where I got it from (Source), the date of purchase (Buy Date), replacement cost price (for insurance purposes, and not necessarily the price I paid), the position in my yard and by using Excel formulae, I am able to get the total number of Bromeliads and individual Bromeliads in my collection. Pups are distinguished by being highlighted. I have coded all the areas in my garden so that I know where each Bromeliad is located.

The second work book is a copy of the first three columns in the register, with a photo of the Bromeliad when I acquired it, as shown below. I am now taking a photo of each Bromeliad when it flowers, and adding that to the photos with the date the photo was taken.

DM07	Neoregelia	Spotted Dick	
------	------------	--------------	--

I have found this a good way to record my small collection as I am able to easily search, sort and filter every item on the register as required.

While it took a little while to set the register up, it is now very easy to add new plants, delete plants, or change any of the details about a plant.

If you want help to set up your own register, please contact me at: [drewmaywald@gmail.com](mailto:drewmaywald@gmail.com)

## One Difficulty for the Novice Bromeliad Grower Edgar Lee Smith

Names, names, names! Shakespeare asked "What's in a name?" Well, if it is a Bromeliad's name, it is very often quite difficult to remember and sometimes seemingly impossible to pronounce. And for the novice bromeliadeer this can be quite an obstacle in learning about bromeliads. The writer's experience with Bromeliads, until recently, had been mostly with the more common species and varieties. But with the increase of my collection and knowledge (both still very small) I have had to come face to face with beautiful and interesting friends with difficult names and a friend's name must always be learned.

Bromeliads seem to suffer from a lack of common names. This is probably due to their being rather unknown among so many plant enthusiasts. But in reality, this is a great advantage, for using the exact scientific name definitely defines a specific plant and practically no confusion can result, once the plant has been properly identified. The botanical name is recognized in all countries whereas a common name is often confined to one or two countries. Like the names of people, the scientific name consists of two parts; first the generic name followed by the name of the species and a third varietal name if needed. Perhaps if hybridization continues so rapidly, a "social security" number may have to be added to identify individual varieties.

If Bromeliads were referred to by household names think how confusing it could become. Take for example the name "dusty miller" which can refer to any of several different and unrelated plants. And think how many completely different flowers are called "daisies" or "lilies". *Quesnelia marmorata* is called Grecian Urn Plant; well, someone could easily transfer this common name to *Billbergia* ×'Fantasia' for it certainly could pass by that title also. Thus confusion of the two plants would result.

It must be admitted that names such as *Abromeitiella brevifolia*, *Tillandsia andrieuxii*, *Tillandsia dasyliriifolia*, *Deuterocohnia meziana*, *Fascicularia pitcairniifolia* and *Tillandsia aequatoralis* require a great amount of tongue twisting and patient pronunciation unless of course you are a natural linguist. It would seem that perhaps for these examples, as well as for other Bromeliads, a common name would be easier to learn and to pronounce. But by using the formidable but correct botanical names we can eliminate much confusion as to plant identity. And being able to be an unfaltering name dropper at society meetings is of image-enhancing value even though you may only have *nutans*, *pyramidalis*, a fingernail (oops *spectabilis*), or a "I don't know what it is".

Among the Bromeliads which seem to have been given common names are:

<i>Aechmea racinae</i>	Christmas jewels
<i>Ananas comosus</i> (and others)	Pineapple
<i>Billbergia leptopoda</i>	Permanent wave plant
<i>Billbergia nutans</i>	Queen's tears
<i>Billbergia pyramidalis</i>	Living vase
<i>Bromelia balansae</i>	Heart of flame
<i>Neoregelia spectabilis</i>	Painted fingernail
<i>Quesnelia marmorata</i>	Grecian Urn plant
<i>Tillandsia recurvata</i>	Ball moss
<i>Tillandsia usneoides</i>	Spanish moss
<i>Vriesea carinata</i>	Lobster claws
<i>Vriesea</i> × 'Mariae'	Painted feather
<i>Vriesea splendens</i>	Flaming sword
<i>Vriesea vagans</i>	Vagabond plant

There are probably other Bromeliads having common names. Of course no attempt has been made to include here those names usually used by the local inhabitants of Bromeliad countries, but only those common names used by the people and encountered in publications in the United States.

So what's in a name? The genus, the species, and when necessary, the variety; all that is needed to refer to one specific individual plant. Thus, in spite of the difficulty for the novice in pronouncing and learning the scientific names, the lack of common names is a great advantage in this fascinating hobby of growing Bromeliads.

Reprinted from: Bromeliad Society International Journal, 1972 Vol. 22 (6)

### Older Publications and Plant Names

We've often heard the term "never trust the name on a label". When reading Journals/Newsletters etc. be it older or recent we discover some new to us plant names or even some old ones. Rather than just pass over these names the more inquisitive reader will check them. The same should go for Facebook "never trust what you read or see on Fb". Recently the name *Abromeitiella* popped up on Fb, the more astute visitors to Fb advised the grower that this name is now defunct and *Deuterocohnia* is the new genus name. How best do we keep up with current name changes? Easy, refer to either of two sites: The New Bromeliad Taxon List for species or the Bromeliad Cultivar Registry

for hybrids, cultivars and bigenerics, both web site addresses are on p.16 of this Newsletter. Prior to the Taxon List one had to follow a chain of events via several publications to reach the current accepted name. On the Taxon List searching by the 'old' name (or the one you know it as) you will see that in red with the new/current name in green. Genus and species names in black are current.

### The new Bromeliad Taxon list

by Derek Butcher and Eric Gouda, updated: 2019-06-18 08:15:21

[A](#) - [B](#) - [C](#) - [D](#) - [E](#) - [F](#) - [G](#) - [H](#) - [I](#) - [J](#) - [K](#) - [L](#) - [M](#) - [N](#) - [O](#) - [P](#) - [R](#) - [S](#) - [T](#) - [U](#) - [V](#) - [W](#) - [X](#) - [Y](#) - [Z](#)

#### ABROMEITIELLA Mez

*Abromeitiella abstrusa* A.Castellanos => [Deuterocohnia abstrusa](#)  
*Abromeitiella brevifolia* (Griseb.) A.Cast. => [Deuterocohnia brevifolia](#)  
*Abromeitiella brevifolia* subsp. *chlorantha* (Haum) W.Sch.-Mot => [Deuterocohnia brevifolia](#)  
*Abromeitiella chlorantha* (Hauman) Mez => [Deuterocohnia brevifolia](#)  
*Abromeitiella chlorantha* (Spegazzini) Mez => [Deuterocohnia brevifolia](#)  
*Abromeitiella lorentziana* (Mez) A.Cast. => [Deuterocohnia brevifolia](#)  
*Abromeitiella lorentziana* sensu Castellanos => [Deuterocohnia abstrusa](#)  
*Abromeitiella lorentziana* sensu L.B.Sm. => [Deuterocohnia abstrusa](#)  
*Abromeitiella lotteae* Rauh => [Deuterocohnia lotteae](#)  
*Abromeitiella pulvinata* Mez => [Deuterocohnia brevifolia](#)  
*Abromeitiella scapigera* Rauh & L.Hrom. => [Deuterocohnia scapigera](#)

**BUT**, how do I check a bigeneric if in doubt ??

Lets look at x*Neophytum* 'Gary Hendrix' now x*Sincoregelia* 'Gary Hendrix'  
Check for the stated parentage on the Bromeliad Cultivar Registry (BCR):  
*Neoregelia princeps* x *Orthophytum navioides*

Refer these names to the New Bromeliad Taxon List which is up dated daily so we know all the species names are current and spelt correctly. Here you will see our *Neoregelia* has not changed however we can see our *Orthophytum* has, it is now *Sincoraea navioides*.

With this new information in hand we can return to the BCR and check the bigeneric nothogenus list for a name combining *Neoregelia* and *Sincoraea* where we find x*Sincoregelia*. Even though the BCRs bigeneric listings aren't up to date, one day it will be (far too much work for one volunteer to do on his own). However with a little detective work of your own it's easy to keep up to date.

The latest BCR genera changes for *Orthophytum* / *Sincoraea* were published in: FNCBSG NSW Newsletter April 2017 which can be found on the Bromeliads in Australia web site [www.bromeliad.org.au](http://www.bromeliad.org.au) and go to → Club News.



## **Novice Popular Vote**

1st	Michelle Hartwell	<i>Vriesea</i> 'Crimson Bling' (unreg.)
2nd	Drew Maywald	<i>Androlepis skinneri</i>
3rd	Sue Mackay-Davidson	<i>Vriesea</i> 'Broadway'
3rd	Steve Davidson	<i>Vriesea</i> 'Byron Perfection' (unreg.)

## **Open Popular Vote**

1st	John Crawford	<i>Aechmea</i> 'Roberto Menescal'
1st	Coral McAteer	<i>Billbergia</i> 'Piquito Mas'
2nd	Keryn Simpson	<i>Neoregelia</i> 'Perfection'

## **Tillandsioideae**

1st	Sue Mackay-Davidson	<i>Tillandsia caerulea</i>
2nd	John Crawford	<i>Tillandsia punctulata</i>
2nd	Dave Boudier	<i>Tillandsia ionantha</i>

## **Decorative**

1st	Drew Maywald	' <i>C'est Brom C'est Bon</i> '
-----	--------------	---------------------------------

## **Judges Choice**

1st	Drew Maywald	<i>Androlepis skinneri</i>
-----	--------------	----------------------------

### **Web Links for Checking Correct Identification and Spelling ?**

Bromeliad Cultivar Register (BCR): <http://registry.bsi.org/>  
Refer to this site for correct identification and spelling of your hybrid or cultivar.

New Bromeliad Taxon List: <http://botu07.bio.uu.nl/bcg/taxonList.php>  
Refer to this site for latest species name changes and correct spelling.

Bromeliads in Australia (BinA) <http://bromeliad.org.au/>  
Refer to this site for its Photo Index, Club Newsletters, Detective Derek Articles.

Encyclopedia of Bromeliads: <http://encyclopedia.florapix.nl/>  
Keep these web sites set as desktop icons for quick reference access.

### **Where do I Find the Dates ?**

**[www.bromeliad.org.au](http://www.bromeliad.org.au)** then click "Diary".  
Check this site for regular updates of times, dates and addresses of meetings and shows in your area and around the country.